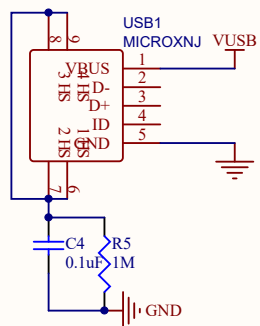
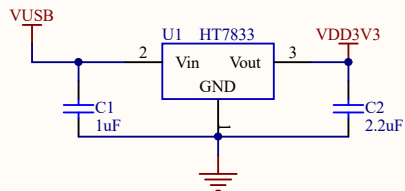


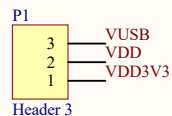
USB PORT



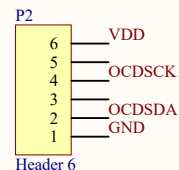
PWR 3V3 LDO



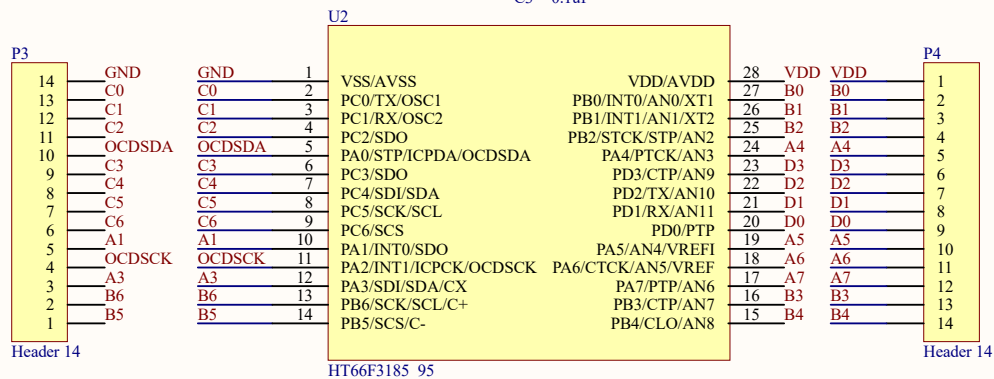
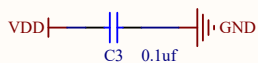
PWR Choice



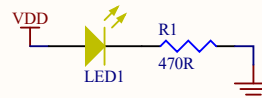
OCDS Interface



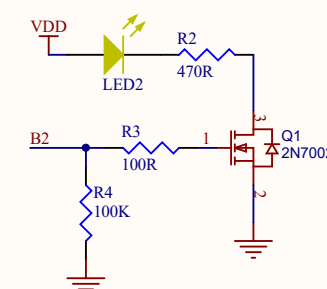
HT66V3185_95



LED PWR LED(黄色)



User LED(蓝色)



Title		
Size	Number	Revision
A4		
Date:	2022/7/1	Sheet of
File:	D:\AD...\DEV28SSOP3195SCH.SchDoc	Drawn By:

Designator	Comment	Value	Footprint	Quantity	Description	LibRef
R1, R2	470R	470R	0603R	2	Resistor	Res3
R3	100R	100R	0603R	1	Resistor	Res3
R4	100K	100K	0603R	1	Resistor	Res3
C2	2.2uf	2.2uF	0603C	1	Capacitor	Cap
C1	1uf	1uF	0603C	1	Capacitor	Cap
R5	1M	1M	0603R	1	Resistor	Res3
C3, C4	0.1uf	0.1uF	0603C	2	Capacitor	Cap
LED1, LED2	LED		0603A	2		YLED
P1	Header 3		HDR1X3	1	Header, 3-Pin	Header 3
P2	Header 6		HDR1X6	1	Header, 6-Pin	Header 6
P3, P4	Header 14		HDR1X14	2	Header, 14-Pin	Header 14
Q1	2N7002		SOT-23-3_L2.9- W1.4-P1.91-LS2.6- BR	1		AO3400_C727155
U1	HT7833		SOT-89	1	Voltage Regulator	Volt Reg
U2	HT66F3185_95		SSOP 28PIN 150MIL 0.635PITCH	1		HT66F3185_95
USB1	MICROXNJ		MICRO-USB-SMD_MI	1		MICROXNJ